

# Code of practice

## Building drawing practice

### 14. REPRESENTATION OF MATERIALS





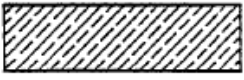






- 14.1 GENERAL. Recommended methods of indicating materials on plans and sections are shown in Table 5. Use these only where confusion is likely to occur in the interpretation of drawings, but in all cases add a descriptive note, stating the type of material, thickness, etc. Do not hatch existing work and show demolished work by means of dotted lines (see Table 3).
- 14.2 COLOURING. Colouring is costly, laborious, and conducive to error and is consequently to be avoided. Hatching is preferable where it is necessary to differentiate between materials.

When copies of drawings are to be coloured use the standard colours specified in the National building regulations.

TABLE 5 DRAWING SYMBOLS FOR MATERIALS

1	2	1	2
Material	Symbol	Material	Symbol
undisturbed earth		face brick (elevation drawn to brickscale)	
earth fill		undressed wood	
hard core		dressed wood	
stone concrete		wood (elevation)	
no fines concrete		plywood	
Sand plaster of screed		blockwood	
cinder concrete		metal (large scale)	
slate		metal (small scale)	

TABLE 5 (continued)

1	2	1	2
Material	Symbol	Material	Symbol
terrazzo		glass (large scale)	
marble		glass (small scale)	
natural stone		sheet membrane	
common brick		insulation (loose)	
face brick		insulation (solid)	
fire brick			

**SANS 10400 (SABS 0400) – The application of the National Building regulations (NRB)**















(6) (a) One copy of the plans and drawings contemplated In subregulation (2) shall, for the convenience of the local authority be coloured as indicated below:

Provided that this requirement shall not apply in the case of any layout, structural or detail drawing of a new building where materials are identified in another suitable manner:

**Superseded by SANS 10400-A:2010 (ed. 3.0) now published separately.**

Substitute sub-regulations A8(6) and A8(7) with the following:

(6) One copy of the plans and drawings contemplated in subregulation (2) shall, for the convenience of the local authority, identify in a suitable manner or colour the following as indicated below:

a	<b>Material</b>	<b>Colour (in plan or section)</b>	
i	New masonry	Red	
ii	New concrete	Green	
iii	New iron or steel	Blue	
iv	New wood	Yellow	
v	New glass	Black	
vi	Existing materials (all materials)	Grey	
vii	All other new materials	To be clearly indicated in colours other than the above	
<b>b</b>	<b>Site plans</b>	<b>Colour</b>	
i	Proposed work	Red	
ii	Existing work	Not coloured	
iii	Work to be demolished	Drawn with black dotted lines	
<b>c</b>	<b>Drainage installation contemplated in regulation A2(1)(d)</b>	<b>Colour</b>	
i	Drains and soil pipes	Brown	
ii	Waste pipes	Green	
iii	Soil and combined vents	Red	
iv	Waste vents	Blue	
v	Pipes for the conveyance of industrial effluent	Orange	
vi	Existing drains	Black	
vii	Stormwater drains	Not coloured	